



# NIIICE TO MEET YOU

.....

Welcome! This is your guide to getting started with XIIDRA<sup>®</sup>, a prescription eye drop to treat the signs and symptoms of your dry eyes.

.....

**BAUSCH+LOMB**



# HAVE A LOOK IINSIDE



WHAT IS DRY EYE DISEASE? .....	4
TAKING XIIDRA® .....	6
HOW TO USE XIIDRA® .....	8
IMPORTANT SAFETY INFORMATION .....	11

# WHAT IS DRY EYE DISEASE?

---

Dry Eye Disease occurs when your eyes are not making enough tears, or your tears are not normal. Along with dry eye, inflammation of the surface of the eye may occur.

---

---

## WHAT IS XIIDRA® USED FOR?


Xiidra® is an eye drop used to treat the signs and symptoms of dry eyes. Xiidra® works by blocking the interaction between two types of proteins that can cause inflammation in Dry Eye Disease.

## COMMON SYMPTOMS

Common symptoms of Dry Eye Disease include:



Dryness



Grittiness



Stinging



Burning



Irritation and  
Discomfort



Eye  
Fatigue



Occasional  
Blurry Vision



Tearing

# TAKING XIIDRA®

---

With Xiidra®, some patients may experience improvements in eye dryness symptoms in as early as 2 weeks.

---



## HELPFUL TIIP!

It is important that you continue to use Xiidra® drops every day.

Take Xiidra® right before you brush your teeth in the morning and at night. This can help you remember to take your Xiidra®, and may also help to reduce any unpleasant taste.


## DOSE

### Twice a day, every day

Apply one drop of Xiidra® in each eye, two times a day, about 12 hours apart.



Each container of Xiidra® contains enough medicine to treat both of your eyes once, so you'll be using two containers each day. (There is some extra solution inside each container, just in case you miss your eye.)



Use Xiidra® right away after opening. After you've applied Xiidra® to both eyes, throw away the single-use container and any unused solution. Don't save it for later.

## CONTACT LENSES

Remove them before using Xiidra®, then wait at least 15 minutes before placing them back in your eyes.

## MISSED DOSE

If you miss a dose, don't worry. Take it as soon as you remember. If it's almost time for your next dose, skip the missed dose and continue with your scheduled dose.

## COMMON SIDE EFFECTS

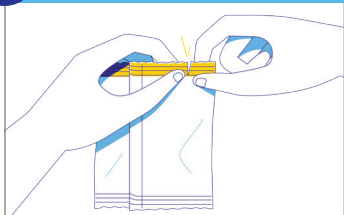
Side effects of Xiidra® may include eye irritation, eye pain, or blurred vision when the drops are applied to the eyes, and an unusual taste sensation.

Tell your healthcare professional if you experience any side effects. Please see page 11 for additional safety information.

# HOW TO USE XIIDRA®

1

OH SNAP!



- Take a foil pouch out of the Xiidra® box
- Open the pouch and remove the strip of single-use containers

2

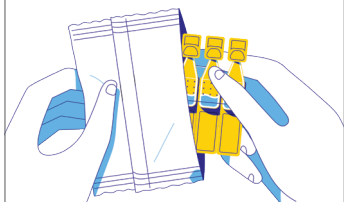
TAKE JUST ONE



- Pull off one container from the strip

3

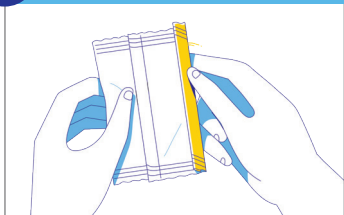
NIGHTY NIGHT,  
EXTRA CONTAINERS



- Put the remaining strip of containers back in the pouch

4

TUCK IT IN

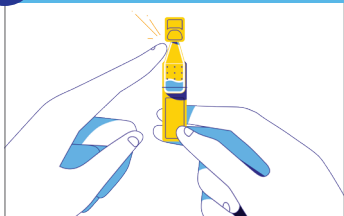


- Fold the edge to close the pouch



5

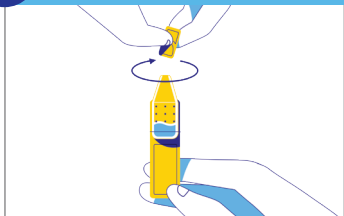
TAP, TAP, TAP...



- Hold the container upright
- Tap the top of the container until all of the solution is in the bottom part of the container

6

...THEN TWIST THE CAP



- Twist off the tab to open the container
- Make sure that the tip of the single-use container does not touch anything – this is to help stop contamination

7

TILT YOUR  
HEAD BACKWARDS

- If you are not able to tilt your head, try lying down

8


LOOK UP TO THE SKY



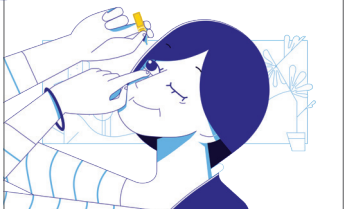
- Gently pull your lower eyelid downwards – then look up

**9****GET READY FOR YOUR CLOSE-UP**

- Place the tip of the container close to your eye – but be careful not to touch your eye with it

**10****THE MAIN SQUEEZE**

- Gently squeeze the container
- Let one drop fall into the space between your lower eyelid and your eye
- If a drop misses your eye, don't worry, try again

**11****GIVE YOUR OTHER EYE A TURN**

- Repeat steps 7–10 for your other eye
- There is enough Xiidra® in one container for both eyes

**ONE MORE THING**

- After you have applied a drop to both eyes, throw away the opened container, including any remaining solution
- If you use contact lenses, wait for at least 15 minutes before placing them back in your eyes

## **IMPORTANT SAFETY INFORMATION ABOUT XIIDRA®**

### **Talk to your eye doctor or other healthcare provider**

Discuss any health conditions you may have, including if you are:

- Pregnant or plan to become pregnant
- Breastfeeding or plan to breastfeed

### **Other warnings you should know about:**

- Xiidra® may cause your vision to blur temporarily when you put the drops in. If you experience blurred vision, wait until your vision clears before you try to drive or operate a machine.

### **Possible side effects of Xiidra®**

The most common side effects are:

- Eye irritation, eye pain, and/or eye reaction, when drops are applied to the eyes
- Unpleasant taste

Other common side effects are:

- Blurred vision
- Itchy eyes
- Eye redness
- Increase in tears
- Headache
- Sensitivity to light

Stop taking Xiidra® and seek medical care right away if you experience symptoms of an allergic reaction such as:

- Difficulty breathing or swallowing
- Swelling of tongue, lips and face
- Skin rash, itching and hives

If you have a troublesome symptom or side effect that is not listed here or becomes bad enough to interfere with your daily activities, talk to your healthcare professional.

### **If you want more information about Xiidra®:**

- Talk to your healthcare professional
- See the [Patient Medication Information](#) included with each box of Xiidra®



**xiidra**<sup>®</sup>  
Lifitegrast  
ophthalmic solution 5%

---

## **BAUSCH + LOMB**

**Bausch + Lomb Corporation**

520 Applewood Crescent  
Vaughan, ON, L4K 4B4

| [www.bausch.ca](http://www.bausch.ca)  
| T: 1-888-459-5000

XDR.0002.CA.23-EN

XIIDRA<sup>®</sup> is a registered trademark of Novartis AG  
used under license by Bausch + Lomb Corporation.

© 2024 Bausch + Lomb Corporation. All rights reserved.

